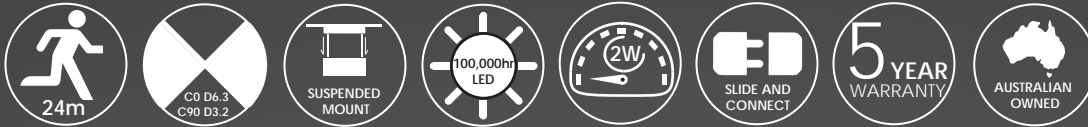


EXODUS[™] PENDANT

**ONE BOX SOLUTION - SUSPENDED
MAINTAINED LED BLADE EXIT LIGHT**

The Exodus[™] Pendant presents a dedicated suspended Exit Light in a sleek and upmarket physical appearance that exudes elegance to complement architectural and premium interior spaces.

Its slide and connect mounting bracket and retractable 2m suspension wire provides ease of installation while its stylish Running Man pictogram positions this product towards modern internal spaces with high customer-visibility such as apartments, hospitals, offices, bars, council buildings and retail outlets.



Available as:



SYNTHIUM[™] nanotechnology is an advanced environmentally sustainable energy development that offers extended battery life, low cost of ownership, enhanced performance and improved safety.

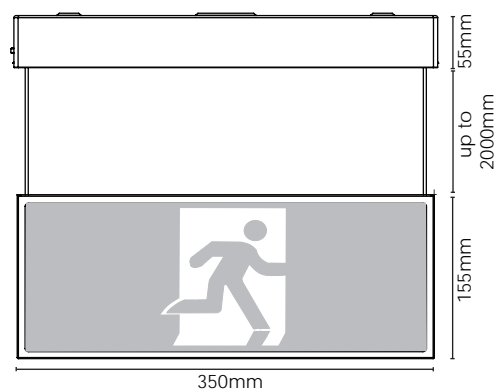
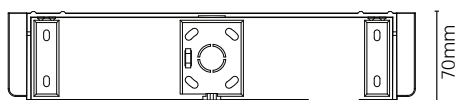


Technical Specifications

Item	Part Number	EXS-PENDANT
	Description	LED One Box Solution Suspended Mounted Edge-Lit Exit Light c/w <i>Synthium™</i> Battery
Input	Voltage & Frequency	230VAC ; 50Hz
	Installation	Large terminal block and 20mm ² cable entry
Output	Light Source	High performance LED bar, 100,000 hours
	Mode of Operation	Maintained
	Power Consumption	2W (standby)
	Emergency Duration	> 120 minutes
Controls	Charger	Intelligent 3-stage charger with <i>Synthium™</i> battery management system
	Protection	Overcharge, low voltage disconnect, overcurrent, short circuit
	Testing Facility	Manual test switch
	Indicators	Battery charger green LED
Physical	Diffuser	All variations of Running Man pictogram
	Construction	Flame-retardant polycarbonate
	Mounting	Ceiling surface mounted bracket with 2m suspension wire kit
	Dimensions L x W x H	350mm x 70mm x 210mm
	IP Rating	IP20
	Weight	1.5kg
Environment	Operating Temperature	1° to 40°C
	Relative Humidity	0 to 95%
Compliance	Standards	RCM / EMC, AS/NZS 2293, AS/NZS 60598.1
	AS/NZS 2293 Classification	C0 D6.3 C90 D3.2
Accessories	STAR™ Self-Test and Reporting	P/N: EXS-PENDANT/ST
	DALI-compatible	P/N: EXS-PENDANT/DL
	SYNECTIX™ RF Wireless	P/N: EXS-PENDANT/RF
	Replacement Battery	P/N: BAT-BLADE: <i>Synthium™</i> LiFePO ₄

NOTE: Product specifications subject to change without prior notice due to ongoing product improvement policy and changes to industry standards.

Dimensions



Spacing Table

This product performs the dual role as an 24m Exit Sign and an Emergency luminaire with the following NATA-accredited emergency classifications:

SPACING TABLE	MOUNTING HEIGHT (m)			
	2.1	2.4	2.7	3.0*
NATA Classification				
C0 - D6.3	8.5	8.8	8.9	9.1
C90 - D3.2	6.5	6.5	6.5	6.5

* Maximum mounting height allowed is 2.7m but for exceptions see AS2293.1 2018.

Distributed By:

