


EXODUS[™] AQUA65

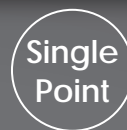
WEATHERPROOF IP65 - WALL / CEILING
MAINTAINED LED FREEZER EXIT LIGHT

A versatile all-in-one weatherproof IP65 LED Exit Light meticulously designed to protect against water and dust without compromising clarity and reliability in outdoor applications and wet environments.

Comes complete with a wall or ceiling mountable bracket for single or double sided Exit lighting and is perfect for outdoor spaces, corridors, car parks, construction sites, swimming centres and cool rooms.



Available as:



SYNTHIUM[™] nanotechnology is an advanced environmentally sustainable energy development that offers extended battery life, low cost of ownership, enhanced performance and improved safety.

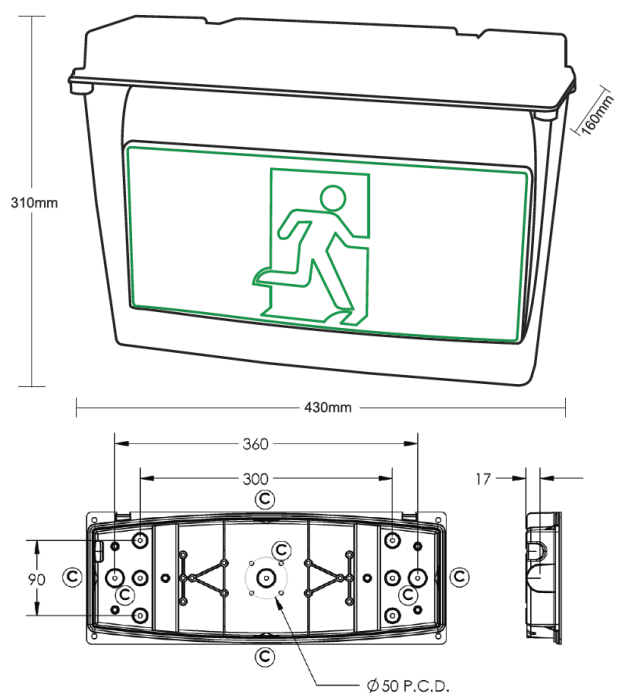


Technical Specifications

Item	Part Number	EXS-AQUA65/FR
	Description	LED Weatherproof IP65 Wall / Ceiling Mount 24m Exit Light c/w <i>Synthium™</i> Battery, internal heating element
Input	Voltage & Frequency	230VAC ; 50Hz
	Installation	Large terminal block and 20mm ² cable entry
Output	Light Source	High performance LED bar, 100,000 hours
	Mode of Operation	Maintained
	Power Consumption	10W (standby)
	Emergency Duration	> 120 minutes
Controls	Charger	Intelligent 3-stage charger with <i>Synthium™</i> battery management system
	Protection	Overcharge, low voltage disconnect, overcurrent, short circuit
	Testing Facility	Manual test switch
	Indicators	Battery charger green LED
Physical	Diffuser	All variations of Running Man pictogram
	Construction	Flame-retardant polycarbonate
	Mounting	Surface mounted - wall or ceiling (single or double side application)
	Dimensions L x W x H	430mm x 310mm x 160mm
	IP / IK Rating	IP65 / IK08
	Weight	2.5kg
Environment	Operating Temperature	-24° to 40°C
	Relative Humidity	0 to 95%
Compliance	Standards	RCM / EMC, AS/NZS 2293, AS/NZS 60598.1
	AS/NZS 2293 Classification	C0 D6.3 C90 D3.2
Accessories	STAR™ (Self Test and Reporting)	P/N: EXS-AQUA65/ST
	Replacement Battery	P/N: BAT-AQUA65: <i>Synthium™</i> LiFePO ₄

NOTE: Product specifications subject to change without prior notice due to ongoing product improvement policy and changes to industry standards.

Dimensions



AS/NZS 2293.1:2018 Spacing Table

This product performs the dual role as an 24m Exit Sign and an Emergency luminaire with the following NATA-accredited emergency classifications:

SPACING TABLE		MOUNTING HEIGHT (m)			
NATA Classification		2.1	2.4	2.7	3.0*
EXS-AQUA65	C0 - D6.3	8.5	8.8	8.9	9.1
	C90 - D3.2	6.5	6.5	6.5	6.5

* Maximum mounting height allowed is 2.7m but for exceptions see AS2293.1 2018

Distributed By:

